

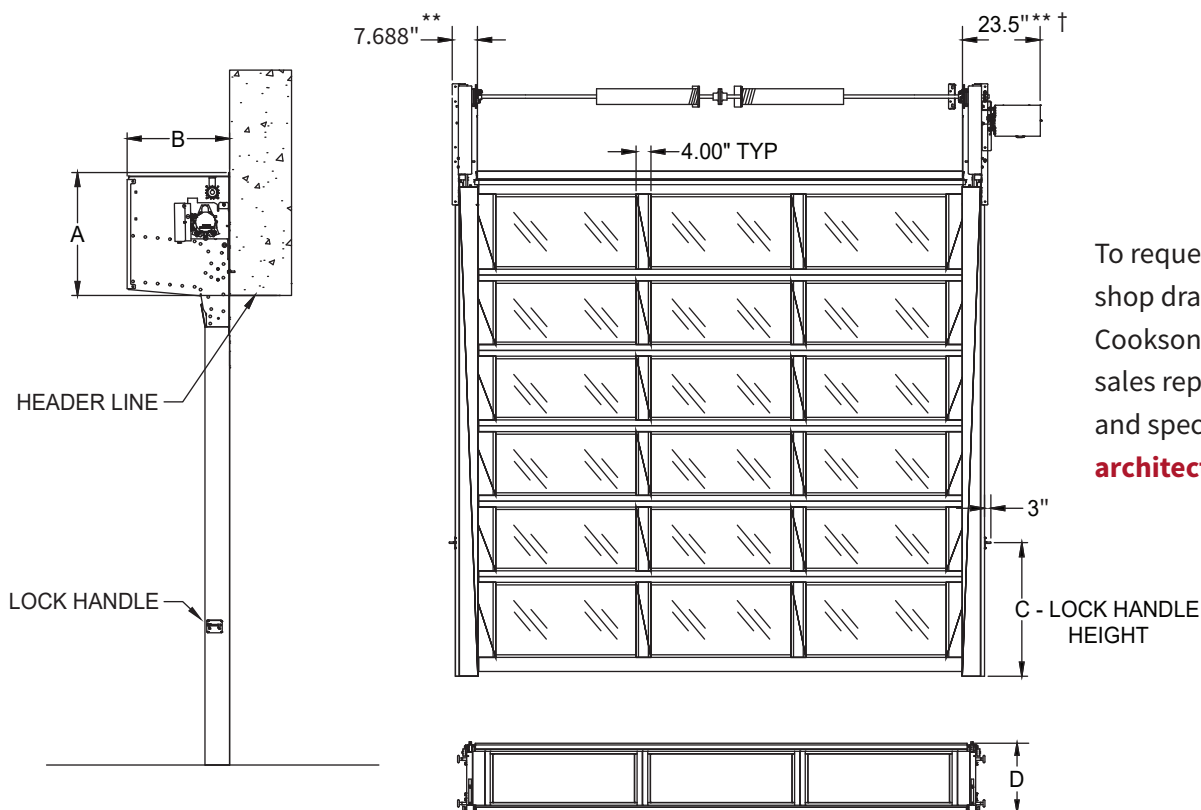
VERTISTACK® CLEAR DOOR

Model VS904N

MEASURE THE HEIGHT OF THE OPENING

Dimensions listed below are an estimate. Variations in the opening height, hood, springs, door weight, position of the operator and other additional factors can impact the overall dimensions. Refer to job specific shop drawings for actual dimension requirements.

HEIGHT	A	B	C*	D
4'	26.938"	12.500"	12"	14.500"
5'	30.938"	12.500"	12"	18.500"
6'	29.313"	15.500"	40"	16.875"
7'	32.313"	15.500"	40"	19.875"
8'	30.750"	18.500"	40"	18.313"
9'	29.688"	21.500"	40"	17.250"
10'	28.938"	24.500"	40"	16.500"
11'	30.625"	24.500"	40"	18.188"
12'	29.875"	27.500"	40"	17.438"
13'	29.250"	30.500"	40"	16.813"
14'	30.625"	30.500"	40"	18.188"



To request project-specific shop drawings, contact your Cookson customer support or sales representative. Architects and specifiers, visit architectdoorhelp.com

*This dimension will be 12" for any door that is greater than 6' and ordered as a counter door.

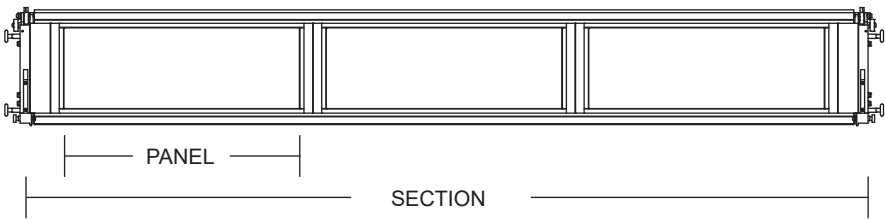
**Actual dimensions provided. We recommend 12" of total side clearance from the opening on each side for installation and lock operation.

†Manual operation available. Please add 5 1/2" to side room requirements to accommodate the hand chain

CALCULATE NUMBER OF PANELS AND SECTIONS

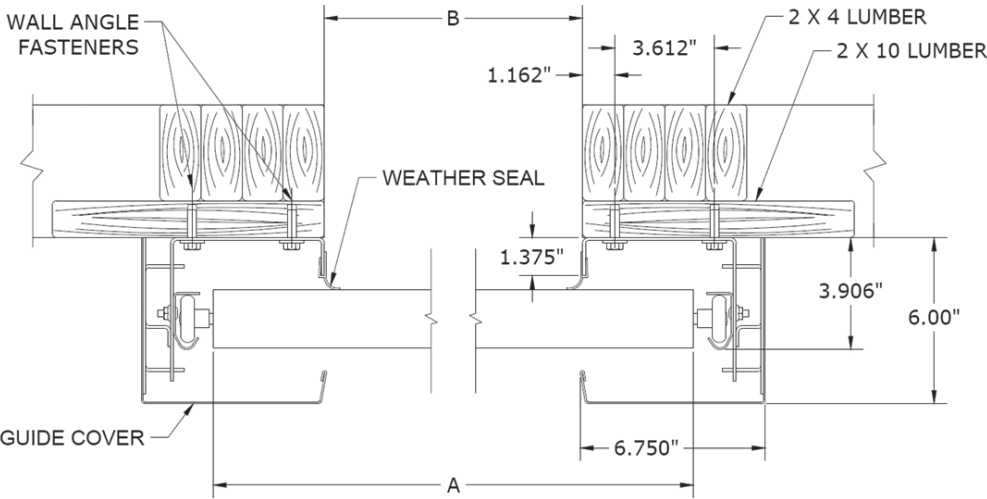
OPENING WIDTH	NUMBER OF PANELS	DOOR HEIGHT	NUMBER OF SECTIONS
4'6" - 8'8"	2	4'0" - 5'8"	3
8'9" - 12'8"	3	5'9" - 7'0"	4
12'9" - 15'8"	4	7'1" - 8'4"	5
15'9" - 19'8"	5	8'5" - 9'8"	6
19'9" - 20"	6	9'9" - 11'2"	7
		11'3" - 12'8"	8
		12'9" - 14'0"	9

Please note that the door should be ordered 6" wider than the width of the opening.



GUIDE CONSTRUCTION

For interior mount only.



The details and dimensions on this sheet are provided as a rough guide for planning purposes. To request project-specific shop drawings, contact your Cooksoncustomer support or sales representative. Architects and specifiers, visit architectdoorhelp.com