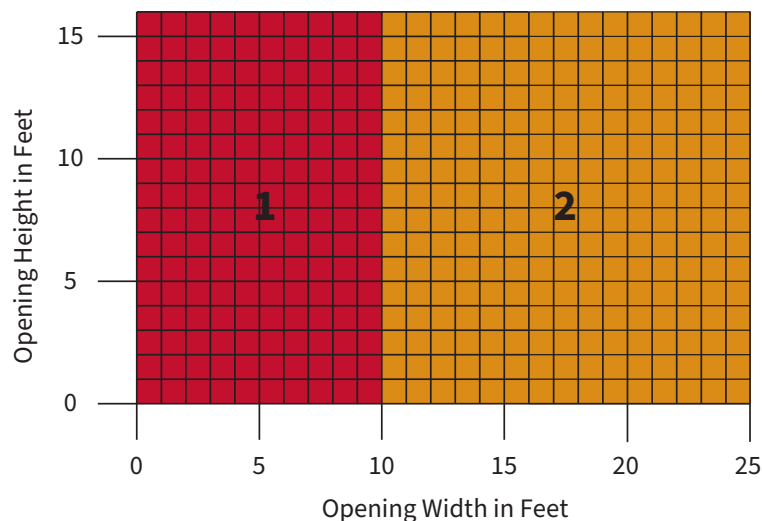


# CORROSION RESISTANT SERVICE DOOR

Model ESD10CR

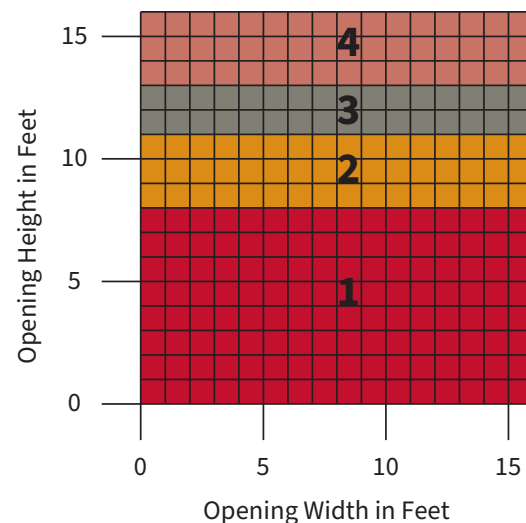
## MEASURE THE WIDTH AND HEIGHT OF THE DOOR OPENING

### STAINLESS STEEL

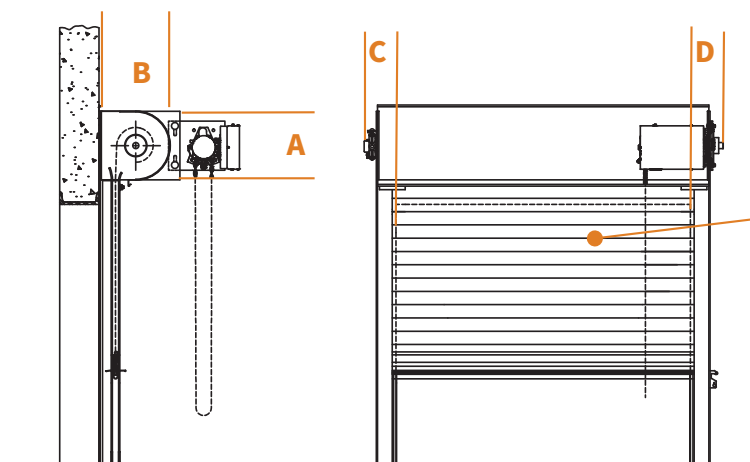
Dimensions  
in Inches

1	17	19	8	8
2	20	22	9	9
Zone	A	B	C	D

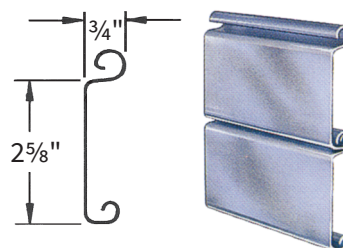
### ALUMINUM

Dimensions  
in Inches

1	14	16	7	7
2	15	17	7	7
3	16	18	7	7
4	17	19	7	7
Zone	A	B	C	D



### CURTAIN SLAT DESIGN

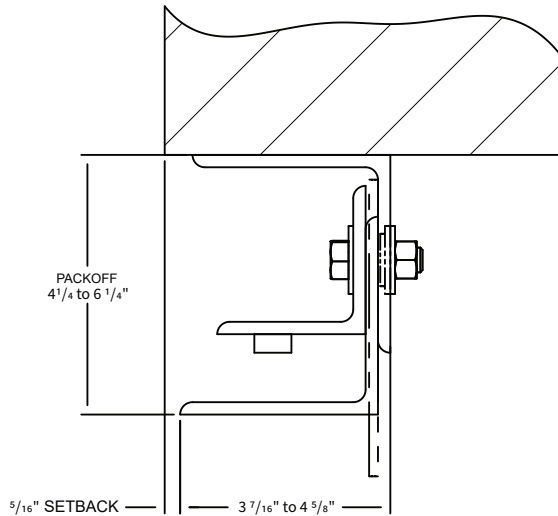


The dimensions featured on this sheet are provided as a guide. Please visit our website at [www.cooksondoor.com/drawings](http://www.cooksondoor.com/drawings) to generate drawings on demand with exact dimensions.

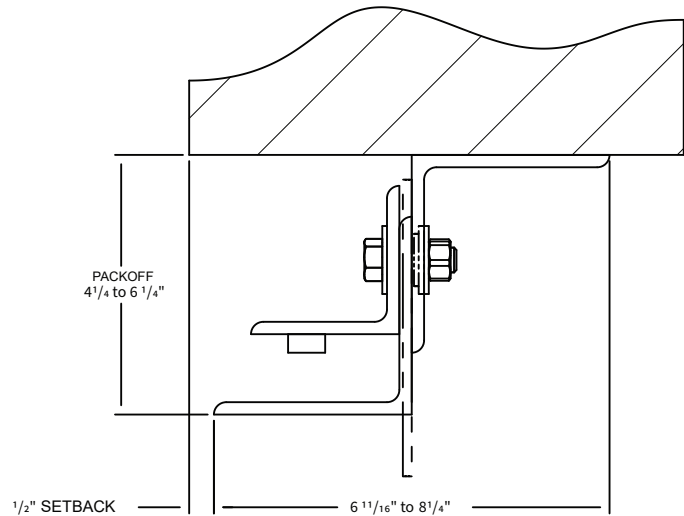
## ROLLING DOORS **CORROSION RESISTANT SERVICE DOOR Model ESD10CR**

### GUIDE CONSTRUCTION OPTIONS

#### E-GUIDE



#### Z-GUIDE



The dimensions featured on this sheet are provided as a guide. Please visit our website at [www.cooksondoor.com/drawings](http://www.cooksondoor.com/drawings) to generate drawings on demand with exact dimensions.

### CUSTOM-DESIGNED SOLUTIONS

Our experienced Architectural Design Support Team can customize our products to fit your specific application. Call 800.233.8366 ext. 4551 • [architecturaldesignsupport@cornellcookson.com](mailto:architecturaldesignsupport@cornellcookson.com)

800.294.4358 | [cooksondoor.com](http://cooksondoor.com)

CornellCookson, Inc. is an ISO 9001:2015 registered company

05.2025

**COOKSON** Preferred door solutions.®