


ROLLING GRILLES

STEELWEAVE™ METAL MESH GRILLE

Model EAG 10



INCREASE VISUAL APPEAL WHILE MAINTAINING SECURITY

ELEGANT AESTHETICS

The SteelWeave™ Metal Mesh Grille complements and enhances any building's design while still providing security. SteelWeave's woven stainless steel mesh material exudes elegance, while its multiple patterns transform a standard security item into a piece of rolling art.

SECURITY

Features a durable type 316 stainless steel curtain that will provide protection for the people or objects behind the grille while still allowing visibility. Optional security features include - locking mechanism, remote monitoring and control via a master panel dependent on your choice of operator.

CUSTOMIZABLE

SteelWeave™ Metal Mesh is extremely customizable. With two standard curtain designs and three special order curtain designs we are sure to offer something that goes with your existing design scheme. In addition to these 5 curtain designs, we also offer etching which will allow you to display your logo, branding or any design you would like.

APPLICATIONS

The SteelWeave™ Metal Mesh Grille is ideal for Store fronts, Malls, Bars, Restaurants, Cafeterias and all other applications that require an aesthetically pleasing grille. It can also be used as a room or space divider.

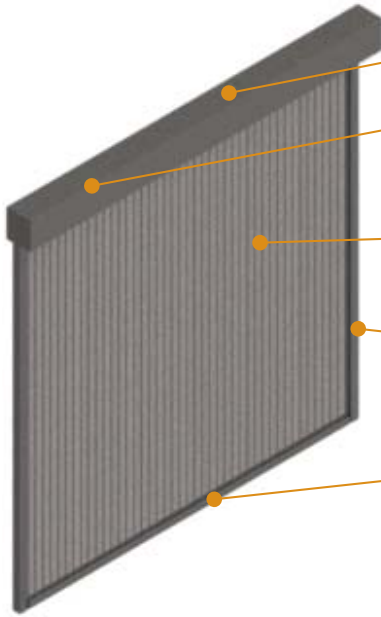
800.294.4358 | cooksondoor.com

CornellCookson, Inc. is an ISO 9001:2008 registered company
2.2018

Preferred door solutions®
COOKSON

ROLLING GRILLES STEELWEAVE™ METAL MESH GRILLE
Model EAG 10

STANDARD COMPONENT MATERIALS AND FINISHES



SHAFT - Steel pipe.

MOTOR - Depending on your dimension and application we offer this grille with the Tube Motor, EverGard™ MG and SG Operator.

CURTAIN - Type 316 Stainless Steel. Available in Lago (.075” diameter rod) or Tigris (.125” diameter rod) as standard with 3 additional curtain designs available as a special.

GUIDES - Extended aluminum in clear anodized finish, polypropylene pile runners and mounting member. Bolt to the wall and support the weight of the grille.

LOCKING - Available as an option.

A CHOICE OF CURTAIN PATTERNS


Six different curtain designs provide optimum aesthetics, visibility and ventilation.




Lago




Tigris



Helix 24*



Helix 48*



Sambesi*

Pick your operator to match your application		
Operator	Benefits	Usage
Tube Motor	Compact operator that is concealed within the shaft assembly. Ideal for applications that require high aesthetics or those with limited headroom.	Up to 10 cycles per day.
EverGard™ Operator	Available with battery back-up that will last a minimum of 48 hours after loss of power.	Up to 10 cycles per day.
MG Operator	Standard cycle applications and standard rolling door.	Up to 20 cycles per day.
SG Operator	Super Duty Gear Head ideal for continuous or higher cycle applications.	Continuous Use - Over 20 cycles per day.

*Available as special order and may require an additional lead time.



CUSTOM-DESIGNED SOLUTIONS

Contact our experienced Architectural Design Support Team for help in customizing our products to fit your specific application. Call 800.294.4358 ext. 1280 • ads@cooksondoor.com