




AUTO-TEST™ & SIMPLE-TEST™

FIRE DOOR CLOSING SYSTEMS



The Cookson Company, Inc.

AUTO-TEST™ FIRE DOOR CLOSING SYSTEMS

Operating System Benefits

- Automatic resetting of the automatic closing system yields dramatic savings for building owners in testing and resetting costs as well as minimized opening downtime.
- Auto-Test systems are directly wired for activation by fire alarm systems, local detectors or power failure without requiring connection to a separate alarm interface, fusible link release device.
- Eliminate mechanical spring release and complicated testing and resetting, especially on recessed and larger doors.
 - System automatically resets to normal operation upon clearing of alarm signal and / or restoration of power.
 - Routine testing of the automatic closing system occurs in minutes from floor level by factory personnel.
 - Required annual inspection by a trained fire door systems technician is simplified.
- Safe, controlled automatic closing speed will not exceed 12" per second.
- UL approval allows Cookson to retrofit Auto-Test motor, chain, and crank operators to most manufacturers' fire doors while maintaining the door's listing agency ratings.

Recommended Applications for Auto-Test Fire Door Closing Systems:

- Any application where mechanical testing and resetting is impractical or not desired.
- Activation by fire alarm system or smoke detector is desired or required.
- Where fire doors are installed within pedestrian thoroughfares.
- Fire-rated units in recessed applications.
- Units in areas susceptible to frequent power outages.

AUTO-TEST™ MOTOR OPERATORS



These systems close the fire door in response to an alarm signal and are fail-safe by design, safely closing the door during a prolonged power failure. When the alarm is cleared and/or power is restored, resetting is done at floor level with the touch of the "open" button. Unlike conventional fire door operators, Auto-Test Motor Operators do not require an additional mechanical release device to respond to central alarm signals or local smoke detectors.

Benefits:

Slower, safer, uniform closing speed not to exceed 9" per second.
1 to 10 second selectable time delay.

Recommended Applications: All motor operated fire doors.

Options: Battery Back-Up, Horn Strobe, Voice Warning Module, Sensing Devices and more.

AUTO-TEST™ TUBE MOTOR OPERATORS

For Counter Fire Doors with or without Integral Frame and Sill

Auto-Test Tube Motor Operators are concealed in the Counter Fire Door's shaft assembly making them ideal for openings with tight clearances around the coil area or to neatly conceal the operator and drive components. Closing speed not to exceed 12" per second. 115 VAC power required for motor, 24 VDC, 115 VAC or 24 VAC required for control panel. Available for Counter Fire Doors up to 14' 0" wide, 9' 0" high up to 90 square feet or Counter Fire Doors with Integral Frame and Sill up to 10' 0" wide by 4' 9" high.

Benefits:

- Convenience of ergonomic motor operation in an aesthetic, low profile design.
- Full height openings from floor to 9' 0" high.

Recommended Applications:

- Fire shutters that require the convenience of a motor operator in limited headroom conditions.
- Aesthetic motor operation that eliminates the need for a bulky motor cover.

Options: Control Stations, Key Test Stations, Sensing Devices, Battery Back-Up and more.



Protected by U.S. Patent # 6155324

AUTO-TEST™ CHAIN & CRANK OPERATORS



These compact designs include a built-in automatic reset device for connection to a central alarm system or local detectors - **no external device is required**. Units will close automatically upon alarm or power failure in excess of 10 seconds. Resetting spring tension or re-engaging the operator is not required. Auto-Test Chain and Crank Operators are available for use on Fire Doors, Insulated Fire Doors, and Counter Fire Doors.

Benefits:

- Integral governing device provides safer closing speed, not to exceed 12" per second.
- Accepts 24V DC, 115V AC or 24V AC power supply.
- UL 864 Listing.
- 10 second alarm and power failure time delay.
- 24V DC output for close warning device.

Recommended Applications:

- Use for fire products that do not require the daily operating convenience of a motor operator.
- Clearance and access to the hand chain or crank eye is required.

Options: Electric Key Switch, Battery Back-Up, Horn Strobe and more.



SIMPLE-TEST™ FIRE DOOR CLOSING SYSTEMS

Operating System Benefits:

- Close fire rated doors without releasing spring tension, avoiding dangerous resetting process.
- Fuselink activated.
- Simple system reset by reconnecting the fuselink.
- Annual inspection by a trained fire door system technician is required.
- Systems will not automatically close upon power failure.
- Economical


System Options:

- Floor level test device - allows system testing at floor level rather than above coil at fuselink location.

Recommended Applications for Simple-Test Fire Door Closing Systems:

- Opening is not a pedestrian thoroughfare.
- Connection to Central Alarm System or Local Smoke Detectors is not required by local building officials.
- Applications where the installation of fusible links, turnbuckles, chains and eyebolts to the face of both sides of the wall above the opening will not detract from the intended aesthetics.

SIMPLE-TEST™ MOTOR OPERATORS



UL and FM listed, industrial duty gear head operator recommended for units that normally cycle up to 20 times per day. HP available: 1/3, 1/2 and 3/4. Available for Fire Doors, Insulated Fire Doors, and Counter Fire Doors.

Features and Benefits:

- Economical.
- Spring tension is not released upon fuselink closing.
- Convenience of motor operation.
- Auxiliary Chain for emergency operation, just pull to operate.
- Average closing speed of 6 - 24" per second.

Options: Floor Level Test Switch, Sensing Devices, Release Devices, Battery Back-Up.

SIMPLE-TEST™ CHAIN AND CRANK OPERATORS

Available for use on Fire Doors, Insulated Fire Doors, and Counter Fire Doors.

Features and Benefits:

- Economical.
- Power not required.
- Spring tension is not released upon fuselink closing.
- Maximum closing speed of 12" per second.

Options: Floor Level Test Switch, Releasing Devices, Battery Back-Up.



RETROFIT OPERATORS

Special UL approval allows Cookson to retrofit Auto-Test and Simple-Test operators to most manufacturers' fire doors while still maintaining the door's listing agency ratings. See chart on the next page for models.

PUSH UP OPERATION, SPECIALTY OPERATORS

Specialty Operators and Push-Up Operators are available. These conventional systems release spring tension and require mechanical resetting by a trained door system technician.

AUTO-TEST™ AND SIMPLE-TEST™ FIRE DOOR CLOSING SYSTEM

FIRE DOOR CLOSING SYSTEMS ALTERNATIVES

	Auto-Test Motor	Auto-Test Tube Motor	Auto-Test Chain & Crank	Simple-Test Motor	Simple-Test Chain & Crank	Fuselink Closing (Push Up Only)
Activation by fire alarm systems, local detectors or power failure without separate interface / device.	■	■	■			
Fail safe operation: fire doors will close during power failure.	■	■	■			
System automatically resets on clearing of alarm or restoration of power.	■	■	■			
No mechanical spring release, avoiding tension reset at coil.	■	■	■	■	■	
Routine testing of closing system occurs in minutes from floor level by factory personnel.	■	■	■	□	□	
Required annual inspection by trained fire systems technician is simplified.	■	■	■	■	■	
Controlled rate of descent not to exceed (inches per second).	9 ips	12 ips	12 ips	6-24 ips avg.	12 ips	
Power is unavailable at opening.					■	■
UL approval for retrofit while maintaining door's listing.	■		■		■	
Fuselink closing. Testing releases spring tension, causing extended opening down time and requiring mechanical reset at coil by trained technician. Not fail safe. Consistent with conventional systems.						■

□ Available as an option

FIRE DOOR CLOSING SYSTEM ACCESSORIES

Battery Back-Up Devices

Available for Auto-Test and Simple-Test Motor, Chain, and Crank Operators. Prevents the door from closing due to a power failure for a minimum of 4 hours. For Auto-Test Motor Operators the battery back-up also functions as a DC power source for local warning devices and detectors to keep them functioning during a power outage and can be programmed to cycle the door a selected number of times should the sensing edge contact an obstruction during alarm signal AC power closing.



UL 325 Compliant Entrapment Protection Devices for Motor Operated Systems


Per UL 325-2010, doors without a connected and properly functioning primary entrapment protection device will only function by constant pressure close operation. The primary entrapment protection devices below enable momentary contact to close operation:

ELR Electric Sensing Edge - 2 wire monitored electric sensing/smoke seal edge. Contact with the edge before the door fully closes causes the door to immediately stop downward travel and reverse direction to the fully open position. Requires a retracting safety cord and reel or a self-coiling cable connection to control the circuit.

Photo Eyes - Interruption of the beam before the door fully closes causes the door to immediately stop downward travel and reverse direction to the fully open position.

Optional Secondary Entrapment Protection Device may be used in conjunction with a set of primary entrapment photo eyes or with constant pressure to close operation.

Electric Sensing Edge with Wireless Edge Kit - Eliminates the need for a physical traveling electric cord connection between the bottom bar sensing edge device and the motor operator. This system is self-monitoring and fail-safe.



Release Devices for Simple-Test Operating Systems

Electro-mechanical devices enable Simple-Test Closing systems to respond to alarm signals from detection devices such as smoke detectors, heat sensors and central alarm systems, permitting doors to close long before high temperatures melt fusible links. Fusible links should always be used as a backup to the release device.

Note that Auto-Test Closing Systems include the functionality of release devices as standard.

Firefly IV MV™ - A fail-safe and UL listed tri-voltage releasing device that accepts 120 or 24 VAC or 24 VDC input voltage. Does not require or have a battery back-up system or require up front electrical coordination with alarm system providers. Down limit detection prevents mechanical release of a fully closed door upon alarm signal: requires closed door signal.



Annunciators

Optional safety devices that provide a visual and/or audible advanced warning when the door is about to close. Can be activated upon alarm signal or loss of power when supported by a battery back-up device.

Horn Strobe - ADA compliant, 24 VDC warning devices that are powered by a release device power source to provide an advanced fire door closing warning. Activation upon alarm signal and power failure and/or alarm signal only depending on release device.

Voice Warning Module - An ADA compliant warning device. Provides up to four different voice warning messages upon activation. Messages are in English and are field selectable.



Floor Level Test Device for Simple-Test Chain & Crank

Safely and conveniently test and reset the fire door at floor level rather than by the fuselink above the coil. Designed for surface mounting.



The Cookson Company, Inc.

P.O. Box 23880
Phoenix, AZ 85063

Phone: (800) 390-8590
Fax: (866) 448-6804

Visit our website at cooksondoor.com
Or e-mail us at marketing@cooksondoor.com © 2011